

SELF PROPELLED WATER CART

These models of Potable Water Units are all designed to ensure an efficient supply of potable water to all the types of aircraft, according to high security standards, reliability and hygienic conditions. These models are characterized by the presence of a PLC control which manages all the machine functions and the security as well.

WATER CIRCUIT:-

- Water tank made in AISI 304 stainless steel, 3 mm thickness, manhole 0 500 mm.
- Centrifugal transfer pump, flow rate 90 l/min
- Pressure control
- Liters counter with predetermination and calculation of quantity in the tank
- Flexible hose for low pressure with a aircraft standard connection
- Sphere valve 1" 1/2 for the total discharge of the tank
- Plastic housing filter with stainless steel cartridge 70 l/j.

ENGINE:-

- 4040-22 PERKINS water cooled engine. power 37,3 kW/50 bhp@2800 rpm 4 cylinder 2.2 litre unit, emissions legislation for EC Stage IIIB/USA EPA Tier 4
- D 2011 L3 i - DEUTZ air/oil cooled engine. power 36,3 kW/49 bhp @2800 rpm 3 cylinder 2.33 litre unit, emissions legislation for EC Stage IIIA/USA EPA Tier 3
- 4LE1 ISUZU water cooled engine. power 36 kW/48 bhp@2600 rpm 4 cylinder 2.2 litre unit, emissions legislation for EC Stage III Alnterim Tier 4

WINTER KITS (OPTIONAL):-

- Warm-up winter kit 220V .40● (engine heater, battery charger, cabin heater, cabinet heater).
- Completely closed cabinet made on 40mm insulated panel over the tanks and equipment.
- WEBASTO heater under the canopy

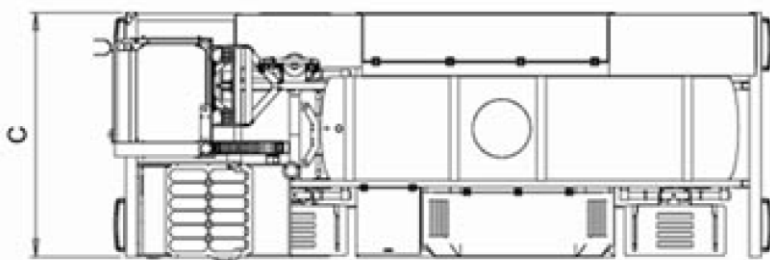
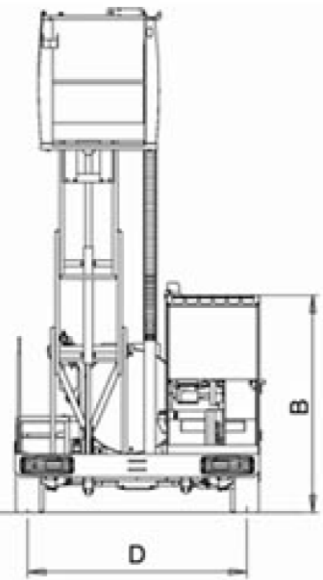
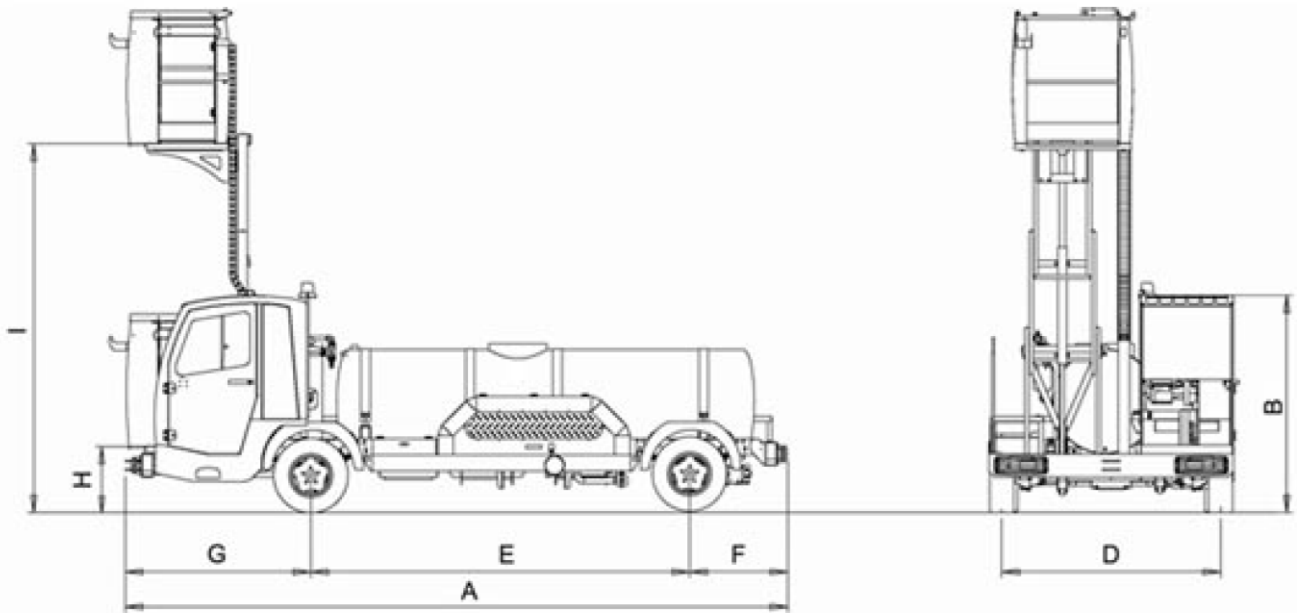




	AP 2000S	AP 3000S	AP 4000S
Carrying capacity (Lt)	2000	3000	3950
Dry(Kg) Weight	2200-2700	2500-3200	2600-3300

	A	B	C	D	E	F	G	H	I*
AP 2000S	5100	1850	2100	1800	2700	830	1570	650	1800
AP 3000S	5750	1900	2100	1610	3260	830	1570	650	1800
AP 4000S	5900	1900	2100	1610	3260	1105	1530	650	1800

* Optional 3000 mm



20
2150

2150
00